



The Manitou GIRL

A letter from the editor...

Hey there Girl Scouts,

We are more than three months into 2021, and it has been off to an interesting start full of more changes. We're still facing the COVID-19 pandemic, but I'm beginning to feel hopeful. Vaccines are being rolled out, and many are choosing to get vaccinated. Most schools are back to being in-person. While social distancing and other precautions are still extremely necessary, it's really starting to feel like this year will bring back some normalcy. I can only hope this continues.

A year ago, I wrote about how we needed Girl Scouts just like you more than ever. Manitou Girl Scouts, you stepped up! All of us at Girl Scouts of Manitou Council have been consistently blown away by all that you are accomplishing, learning, achieving, and exploring. It hasn't been easy. Troop activities and meetings might have been virtual, or in-person but following all the safety precautions. But that didn't stop you! You adapted and adjusted. You earned those Highest Awards, you had a successful cookie season, you earned badges, you went on outdoor adventures, and gave back to your community in big ways. It's been nothing short of inspiring to see. You really are the future leaders our nation needs and have given me so much hope.

We have a special surprise! This issue is a double issue! That's right - double the fun, inspiring stories and Girl Scout pride. We are still thinking of you and your families. Enjoy.

Yours in Girl Scouting,

Cassie Sterwald | Director of Communications
Girl Scouts of Manitou Council
cassie@gsmanitou.org

ON THE COVER...

A Girl Scout from Troop 8039 dropping off their donated cookies from the 2020 sale at a local senior living facility.

IN THIS ISSUE...

- 3
Cookie Season Recap
- 3
Summer Camp
- 5, 6
Upcoming Events and Program
- 5
Camp Pen Pal Program
- 7
Emma's Gold Award
- 8-10
Manitou Girl Scout Stories
- 11
Raising Awesome Girls
- 12
Courage, Confidence, Character
- 14
STEM Activities
- 15
Arts & Crafts
- 16
Recipes
- 18
Activities and more fun!





=2021<

2021 hasn't been an easy year for most of us, and the Girl Scout Cookie Sale was no exception. You faced challenges you haven't before in selling cookies, yet you didn't give up! You said, "I've got this!" and thought of innovative, creative ways to reach potential customers, working hard to reach your goals. Congratulations Girl Scouts - you did it!



sisterHOOD
SPiRit



IT'S SUMMER CAMP TIME!



Camp is going to be a great place of adventure this summer. Registration is open, and I bet many of you are already signed up for a session or two. After a year full of screens, you're going to love getting outside. No matter what you are interested in, we have a session for you this summer. You'll make new friends and so many memories. And remember, all girls are welcome at camp, so invite your best friend even if she isn't a Girl Scout yet. This summer's sessions include:

- **Mess Makers** - get ready for the messiest week of camp yet! Make slime with all kinds of ingredients. Use paint, clay, and even mud to make creations. Paint, sculpt and giggle your way to discovering mess-making at its best.
- **Your Wildest Adventure** - learn camping tricks and gain outdoor skills. Navigate your way through an orienteering course and spend a night under the stars. Try new things at the

high (Brownies and up) and low ropes course.

- **Unicorn University** - find your inner unicorn for a week filled with color and glitter. Create colorful decorations and accessories for a unicorn-themed party. Make a unique unicorn!
- **Water Explorers** - have a blast exploring all the water at Camp Evelyn and beyond! Kayak and stand up paddle board at Crystal Lake. Wake up early for polar bear swimming. Explore the Mullet River. Challenge yourself to swim farther than ever before.
- **Camp Harriet Potter** - you have been accepted into Camp Evelyn's School of Witchcraft and Wizardry. Get sorted into your chosen house and work together as a team to win the Camp Evelyn House Cup! Play Quidditch, make a wand, take magical classes, and hunt for the Horcruxes. Please note: the correct dates for the 3-night are July 18-21.
- **Just Add Water** - swim in the pool, float down the river, try out the log roll. Enjoy a picnic lunch near the beach of Lake Michigan. Learn about aquatic creatures in the river and play water games. Enjoy every drop of Water at Camp Evelyn.
- **Treasure Hunters** - find clues, dodge tricky traps, fool villains, and find treasure. Learn to use a compass and create your own treasure map. Make a treasure chest to store your jewels after an all camp treasure hunt.
- **Color Your World** - create, dance, sing and act all while using vibrant colors. Create costumes and props for your very own play. Show off your special talent at the Camp Evelyn's Got Talent event. Take a trip to the John Michael Kohler Arts Center during this week of all things art.
- **The Big 12-Nighter (grades 6-12)** - you'll enjoy Just Add Water and Treasure Hunters sessions, plus surprise weekend activities and trips.
- **Bits & Bridles at Camp Manitou (grades 5-12)** - learn basic horseback riding, grooming and stable management. We'll start at the beginning to build your equestrian skills, spending at least two hours a day at the stable. You'll also have plenty of time for everything else Camp Manitou has to offer.
- **Rock & Water Adventures at Camp Manitou (grades 6-12)** - paddle board, stargaze on the beach, take a sunrise swim, hike, kayak, stand up paddle board, and climb on a rock wall. Visit the Wisconsin Maritime Museum and go on a segway tour along the Mariner's Trail in Manitowoc.
- **Splash Splash at Camp Manitou (grades 2-4)** - make a splash during this fun filled week of everything water. Enjoy swimming, kayaking, paddle boarding and water games.
- **Christmas in July (day session)** - enjoy a day of wintry activities in the heat of summer! Make an ornament, sing carols and participate in a snowball fight.
- **All About Art (day session)** - create a landscape, learn to weave, and play with paint during this art filled day.
- **Summer Science Lab (day session)** - have a blast with hands on experiments and explore science at work right at Camp Evelyn!
- **Friends in Fairyland (day session)** - channel your inner pixie on this magical day! Create a fairy house in an enchanted garden, enjoy a fairy tea party, make pixie dust, and become one with nature.

Learn more and register at:
bit.ly/GreatGirlScoutCamp



CAMP PEN PAL PROGRAM

Get excited for camp this summer! Do you want something to look forward to while you wait for your summer camp session? Participate in the Camp Pen Pal Program! You will leave a message for camp staff who will reply directly to you with a message of their own! To get started, fill out [this form](#) with the required information. Questions? Contact the Director of Camp and Program, Hope, at hope@gsmanitou.org.



CAMP EVELYN DAY & CAMP MANITOU DAY!

Join us for a fun-filled day at Camp Evelyn! Meet your camp counselors and visit the unit where you will stay at camp. Participate in classic camp activities such as archery (Brownies and up), swimming in the pool (weather permitting), arts and crafts, and hiking to Crystal Lake. Take a tour through camp and get all your questions about camp answered by one of the counselors. You can bring your family or come with your troop. You'll even get lunch and be able to make s'mores over the campfire. This event is \$10 per person.

Saturday, June 5
8:30 a.m. - 2:00 p.m.
[Register by May 31](#)



This is your opportunity to see all that Camp Manitou has to offer! Meet the counselors, enjoy camp activities, take a tour, and go boating on Serenity Lake (weather permitting). You can bring your family or come with your troop! You'll even get lunch and be able to make s'mores over the campfire. But that's not all! You have the option to experience Camp Manitou overnight! You can pitch a tent on the beach or grass and spend a night primitive camping and be able to cook dinner or breakfast over the campfire. There's a few more "rules" for the overnight, so have a parent or troop leader check [them](#) out.

Saturday, May 22 at 8:30 a.m. - 2:00 p.m.
Overnight 2:00 p.m. - 11 a.m. Sunday
[Register by May 17](#)



EVENTS

If there's one good thing to come out of the COVID-19 pandemic, it's Girl Scouts virtual events. There are so many different and exciting opportunities for you! They can be for just you or for your troop. To see all the upcoming events, check out our [website](#).

MEDIA STARS



One easy thing Girl Scouts of ALL AGES can do at home (with minimal parental supervision) is become a Media Star. The Manitou Council Director of Communications started this program to work with Girl Scouts to tell their stories and share their creativity. For participating, Girl Scouts receive the special Media Star fun patch for free.

Sharing a story can mean a lot of things: an art project, a self-portrait, vision or inspiration board, news article, fictional story, listicle, quiz, video, song, script, blog post, and more. The sky is the limit! The topic can be anything related to Girl Scouts or current events. Our Director of Communications is virtually available to help girls throughout the process. Questions or have a completed project? Contact cassie@gsmanitou.org.

GIRL SCOUTS OF MANITOU COUNCIL'S LEADERSHIP ELITE



Earning the highest awards in Girl Scouting is a really big deal. That's why we are recognizing girls who have earned the Girl Scout Bronze, Silver, and Gold Awards from May 2019 - April 2021. We'll be celebrating so many incredible accomplishments. New this year! We will also be honoring our Girl Scout Lifetime Members.

Wednesday, May 19

6:30 p.m.

Girl Scout Center, Sheboygan

Gold Award Girl Scouts will be speaking and sharing details of their project. Silver and Bronze Award Girl Scouts will be announced and honored. This is such an exciting, inspirational event - you won't want to miss it! Even if you haven't earned any of the Highest Awards yet, you are welcome to [attend](#)! If you or your troop did earn a highest award, have your troop leader or parent fill out the [final report](#) by May 5 in order to be recognized.

GIRL SCOUT TREE PROMISE

Girl Scouts is joining forces with the Elliot Wildlife Values Project and American Forests to launch a bold tree-planting initiative. We're setting out to plant, protect or honor 5 million trees across the country in five years. Not only is this great for wildlife, but it'll help erase the effects of climate change. All Girl Scouts can get involved and unlock the Girl Scout Tree Promise patch shown below!

Get started by [learning more](#). If you or your troop are getting involved and planting trees, make sure to fill out the [Tree Tracker](#). That's how we will keep track of how many trees Girl Scouts around the country have planted, and how you'll be able to get your special patch.



CHECK OUT THESE GIRLS!

Gold Award Girl Scout Emma

Emma, a Manitowoc Girl Scout, recently earned her Gold Award. When Emma decided to focus on domestic violence for her Gold Award project, she immediately reached out to *InCourage* in





Manitowoc. She learned that many women who came to the shelter do so with just the clothes on their backs. They are provided with pillows and clothes, but because these items can't be reused, there is always a great need for them. All of this inspired Emma to make a difference and dedicate her project to helping *InCourage* and raising awareness about domestic violence.

Emma made two goals. One was to supply duffel bags stocked with pillows, clothes, face masks/coverings that are an absolute necessity during the COVID-19 pandemic, personal hygiene items, towels, and a pillowcase. These fully stocked bags would be handed to people arriving at *InCourage* and would be theirs to keep when leaving.

Providing these necessary supplies would solve an immediate need in her community, but Gold Award Girl Scouts aim higher and solve an issue at the root of the cause. Emma's second goal was to raise awareness about domestic violence in her community and the world, and the need to support organizations like *InCourage* through donations and volunteering.

Earning the Girl Scout Gold Award is no easy feat. Emma dedicated over 80 hours of work to her project. Accomplishing this entirely during the COVID-19 pandemic makes it even more remarkable. The pandemic gave Emma challenges she hadn't planned on. Instead of meeting with large groups, she was forced to meet one-on-one to keep everyone safe and maintain social distancing. She also had to adjust to a new lifestyle with online schooling and staying at home, causing her to struggle with motivation at times. But she adjusted her plans and was able to make a huge impact despite facing many challenges.



"When I started my project, I was under the impression life would go back to normal, and I could carry out my project with no problem. Obviously, normal did not happen. I know now that I should always have a backup plan because things don't always go as planned," said Emma.

In the end, Emma was able to donate more than 20 fully-stocked duffel bags to *InCourage*. She worked with family, friends, local organizations, and hospitals to make this possible, educating them about domestic violence the entire time. This network of



people provided donations, including hand-sewn pillow cases and masks, towels, clothes, and more. Many also included positive and kind notes in the bags, hoping to raise spirits of those receiving the bags.

Emma created posters, flyers, information sheets, and educational videos to raise awareness of domestic violence. She focused on the signs of domestic abuse, the cycles of abuse, and how to get help if someone finds themselves in an abusive situation. Through her one-on-one meetings and presentations, Emma educated hundreds of people and encouraged each of them to educate someone else. Besides focusing on domestic violence education, she also made sure people were aware of resources like hotlines and shelters. She wanted everyone in her community to know about *InCourage* and

wants them to continue donating items or volunteering their time there, or at similar places, in the future.

Despite the challenges, Emma achieved her goals and has made a huge impact in her community.

"I am impressed with the work I did. During this project, there were so many times I could have given up. Although I had so many things going on, I persisted and didn't give up on my project," said Emma. "I kept working hard and was dedicated to my goal, despite all I had going on. I realized I am stronger than I thought and can achieve my goals if I put my mind to it."



Troop 8113 Silver Award

It's time to give a special shout-out and congratulations to Girl Scouts in Troop 8113 who recently earned their Silver Award! Becoming a Silver Award Girl Scout is an incredible accomplishment that deserves special recognition. Let's hear their story!

Lomira Girl Scout Troop 8113 hosted a community-wide volunteer day. Their plans were temporarily derailed last spring due to COVID-19, but the girls rallied, reworked their plans, and moved the event to fall. These seven determined young ladies did a fabulous job planning, advertising, and executing their event which had a goal of building community while helping neighbors in need.



With the help of wonderful volunteers of all ages, the troop was able to pick up trash in all four Lomira village parks, throughout a nature trail, and at the athletic fields. They raked over 20 lawns for senior citizens and gifted each with a hand-painted

“joy” rock. Recipients were touched by the kindness and so appreciative of the efforts. One called the crew “angels sent by God.” She did not know how she was going to get the yard work done on her own. Another commented how she hoped this would become an annual event. Another promised to “pay it forward” and do something kind for a neighbor. Like a ripple in a pond, kindness spreads far and wide.



Area residents generously donated to a food drive as part of the day of action. The troop, along with other helpful volunteers, collected 3-4 carts full of groceries for the Lomira Food Pantry. Food collection boxes remained at a few area business following the event in case residents wanted to contribute. The Lomira Food Pantry was pleased to have the pantry shelves stocked before the holiday season.

Volunteers who took part in Community Action Day felt great to be involved in something positive, especially during these trying times when many may be feeling helpless. This was an opportunity to serve the community and bring people together.

Girl Scout Troop 8113 is very thankful for all of the community support leading up to and during the event. Community Action Day was a huge success because of all the support! Every act of kindness, no matter how small, has the potential to make a BIG impact!

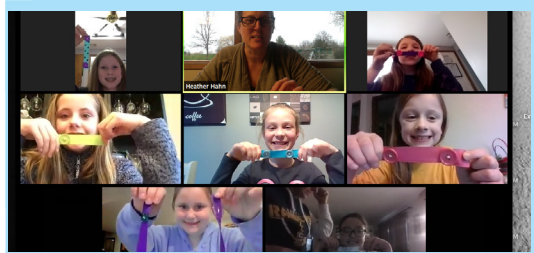
Did your troop recently earn your Silver Award? We want to know about it! Send your story and any photos to growstrong@gsmanitou.org.

Troop 8015 Bronze Award

It's time to give a special shout-out and congratulations to Troop 8015 who recently earned their Bronze Award! Troop 8015 spread their efforts around their community. They learned about equine therapy and volunteered at Amazing Grace Equine Sanctuary. After developing their love for animals more, they also decided to make pet blankets and cards for their local humane society. While working on the Bronze Award during the pandemic, they further decided to make cards for teachers to show their support and appreciation. They also completed other service projects in their community that were hit hard during the COVID-19 pandemic.

If your troop also became Bronze Award Girl Scouts this year, we want to know about it! Have a parent or troop leader send your story and any photos to growstrong@gsmanitou.org.





SPOTTED! Brownie Troop 8407 had a virtual meeting where they learned how to sew buttons onto ribbon to make Ear Savers for medical personnel in the community. What a great way to learn a valuable skill and give back to our frontline workers.

Girl Scout On Air!



We've got a special Girl Scout shout out to Madilyn of Troop 8242! This Girl Scout Brownie recorded a radio advertisement at one of the local radio stations to

promote the Girl Scout Cookie Sale for Manitou Council! Way to go Madilyn!

A Real Go-Getter!


Girl Scout Qwynn in Troop 8614 used her time at home to complete the Robotics Journey all on her own. She designed a medical robot that would safely deliver medications and supplies to sick people to remain contact free. She included a screen monitor to be friendlier and so that you could talk "face to face" during the delivery. She thought doctors could use her robot to treat patients. Great job Qwynn!



GO, GiRL, GO!


Trailblazer & Mariner

Girl Scout Emma has been using her time during the COVID-19 pandemic to get outdoors and gain new skills. She's been working hard to earn her Trailblazer and Mariner pins! So far she's learned about and practiced kayaking, hiking, snowshoeing, winter camping, and map reading! Future plans include more hiking, camping, stewardship, adventure sports, survivorship, and more. WOW! We can't wait to see her next adventures.



RAISING AWESOME GIRLS: The Most Important Thing She Might Not Be Learning In School

No matter which political party is in power, the basic mechanisms of U.S. government are consistent. However, many American adults can't correctly identify foundational aspects of our system of



government, and when it comes to civics education for kids, parents may be surprised to learn that the classroom alone is unlikely to close the gap in understanding. The numbers confirm it.

- Only half of U.S. adults could name all three branches of government - and nearly one in four couldn't name any of the three - in a 2020 annual survey of civics knowledge by the Annenberg Center for Public Policy at the University of Pennsylvania.
- While all 50 states require some civics course work in schools, what's on offer in most states is widely seen as inadequate. Less than a dozen states require a full year of civics education or U.S. government classes before high school graduation.
- Only 25% of students reach the "proficient" standard of civics knowledge by the time of high school graduation, according to the National Assessment of Educational Progress.

Everyone deserves an equal chance to participate in the democratic process and create the country they want to see - and in order to get there, all people need to understand their rights and responsibilities and how our system of government works.

Although too many of today's young people lack a comprehensive civics education, youth care deeply about fixing the problems they see. A recent [Girl Scout Research Institute study](#) tells us that girls especially care about creating a society that truly offers equal opportunity for all.

- Nearly 6 in 10 girls say they're interested in being a future leader through advocacy, public service, or a career as an elected official.
- 82% want to make a positive impact on society through their future work.
- Girls who want to lead in advocacy say they care most about the environment and human rights issues/causes.



So what can you do to make sure your girl is prepared to help make her community, her country, and her world a better place?

1. Take her to town or city council or school board meetings so she can see and possibly even participate in democracy in action.
2. Stay in Girl Scouts. As a Girl Scout, she'll support positive change in her community and gain the skills she needs to take action and advocate on issues that are important to her. With more than a century of experience, Girl Scouts provides a strong civic foundation for girls of all ages.
3. Encourage her to get hands-on experience. Support her run for student government or her desire to get involved in the campaign if a friend does.

4. Set the example. Volunteer in your community. What issues do you care about? Get involved!
5. Be an advocate. Look into the school curriculum. If they aren't offering adequate government and civics courses, push for change.
6. Take your girl with you when you vote and talk with her about why it's important.

A democracy that gives all an equal voice isn't a guarantee; it's something we have to actively work toward. We can all play our part to ensure the next generation is ready to take up the mantle.

Check out more Raising Awesome Girls advice at [girlscouts.org](https://www.girlscouts.org)!

GIRLS OF COURAGE, CONFIDENCE & CHARACTER: Girl Scouts Show Up In Big Ways During COVID-19 Pandemic

Throughout 2020, the dual COVID-19 pandemic and racial injustice epidemic have caused immeasurable stress, loss, and grief, but Girl Scouts never missed a beat. It's a true testament to the powerful ways in which girls learn and grow as Girl Scouts. Early and often, they learn to be creative, resilient, and face challenges head on, always finding ways to support their communities and make the world around them better, no matter what.

Here are just some of the incredible ways that Girl Scouts have shown up in times of crisis to make a difference:

Supporting Biomedical COVID-19 Research

Junior Troop 62171 from Hillsborough, California, donated \$1,000 of its hard-earned cookie money to Gladstone President's COVID-19 Research Fund to support scientists' work to diagnose, treat, and prevent illness. The group of forward thinking fourth graders voted unanimously to focus their funds on pandemic relief and decided that supporting science would result in the greatest impact.



Like the seasoned philanthropists they are, the troop always asks donation recipients to give short presentations explaining their organizations' missions. In this case, the president of Gladstone himself wanted to present to the troop, and he was blown away by their questions and interest in the research; one of the reasons he says he's optimistic about the future.

Spreading a Message of Diversity, Equity, and Inclusion

Troop 83670 in New Jersey took what it learned during its February 2020 World Thinking Day celebration to create a continuous, much-needed message of hope and unity for the community.



During the celebration, the multi-level troop learned about diversity, equality, and inclusion by playing games (including a diversity box game and an equal starbursts in cups game), creating large display posters, painting murals with large multi-color handprints to represent diversity, and making friendship bracelets.

And although the pre-pandemic plan was to promote what they learned in

public buildings around Woodbridge Township, the girls didn't let pandemic closures stop them from spreading their message. Instead, they used social media with the hope that the public will help them share the message that "as we enter our lives post-quarantine, please remember to respect one another for the experience that we shared and for the differences that we have."


Printing 3D Face Shields for Frontline Workers

In central Texas, a group of 40 girls that make up The Lady Cans Girl Scouts robotics team decided to make the best of a bad situation when COVID-19 cut short their competition season. They quickly turned their unique 3D robot printing skills into community support by printing 3D printed face shields for frontline workers. Collaborating via video conference from their homes, those team members with 3D printers and those without worked together to print more than 100 face shields and make face masks. Talk about versatility and ingenuity!



Bringing Joy to Seniors in a Time of Heightened Isolation

Junior Troop 63042 from California's Central Coast took a creative approach to continuing their invaluable service to older folks in their community - something the girls enjoyed doing and took great pride in before the pandemic hit. When their frequent visits to local retirement homes came to a halt after COVID-19, the girls decided to find a different way to engage with their friends and bring them joy from afar. The idea was to make bird feeder kits that retirement home residents could assemble and hang outside to attract more birds to watch. Brilliant!



The girls collected enough toilet paper rolls, pinecones, and egg cartons to make kits for four local retirement homes, with each kit having enough supplies to make at least 20 bird feeders. They even put together instruction sheets that explained assembly for activities' directors at the retirement homes. And the girls didn't stop there. Once they completed their first batch of kits, they continued to collect supplies to donate to more local retirement homes.

Tackling Equity and Voter Suppression Through Education

Randi, a freshman at Oglethorpe University in Atlanta, planned and hosted a virtual event to explore the issue of voter suppression as part of her Girl Scout Gold Award, the highest award a Girl Scout can earn. The event featured a panel discussion with Teresa Hardy, NAACP DeKalb branch president; community organizer and social advocate Nia Alvarez-Mapp; and ACLU Georgia representative Rahul Garabadu.

Randi exceeded her goal to have 100 participants attend the virtual conference and even gathered quantifiable data that showed an increase in the knowledge about voter suppression among participants.

Her full Gold Award, titled A Nation's Guide to Diversity and Inclusion, seeks to help students and adults learn ways to include diversity and inclusion into everyday life, including the four interrelated principles of social justice: equity, access, participation, and human rights.



STEM SPOT: Color Changing Flower Science Experiment



Materials:

- White carnations (or other white flowers)
- Liquid food coloring in a variety of colors
- Jars/vases

Here's what to do:

- Trim down the stems of the flowers so they fit in your jars or vases. Add water to each jar/vase.
- Add food coloring and stir. One color per jar/vase. Make a prediction! Will the amount of food coloring you use make a difference?
- Add at least one carnation to each jar/vase of colored water. Let sit. Continue to check on the flowers every couple of hours and into the next few days. Observe the changes.
- Other things to try: more or less food coloring - what effect does that have on the end result? Try splitting the stem of a flower into two (or more) pieces. Add one piece to one color and the other piece into a different color. What happens? Experiment with different types of flowers and compare the results. Does one type work better than another?

How does this work? Plants drink water from the ground up through their roots. The water travels up the stem and into the petals of the flower. Although these flowers don't have their roots anymore, they still pull water up from the cup into the stem and through the petals. It is through capillary action that plants are able to defy gravity and pull water up into their leaves and flowers. Because you added food coloring, the water reaching the petals is a different color, thus turning the leaves into that color.

Source: [Fun Learning For Kids](#)



STEM SPOT: Recycled Paper Experiment

Materials:

- Egg cartons (can also experiment with old computer paper, newspapers, advertisements)
- Mesh or sheer fabric
- Craft/popsicle sticks
- Hot glue gun and glue sticks
- Scissors
- Rolling pin

Here's what to do:

- Tear the egg carton into tiny pieces. You will want about 2-3 cups of paper pieces. Place the pieces in a blender and blend them into a pulp (with a parent's supervision).
- Boil about 2 cups of water (with a parent's supervision). While water is boiling, assemble craft stick frame. Use hot glue to glue frame together. Then glue frame to sheer fabric and cut off any excess.
- Once water is boiling, pour it into blender with paper pieces. Blend the paper pieces and water until it creates a soup-like mixture.
- Place the frame over a large bowl. Pour the paper pulp over the frame and use the rolling pin to spread the pulp evenly across the frame.
- Let the water drip out of the frame. Allow paper to dry completely. This could take a day or longer.
- Once paper is dry, slowly peel it off the frame and use it for whatever purpose you desire!



You just learned the process of recycling paper and created your own technology to do it at home!

Source: [STEAMsational](#)

CRAFT CRAZE: DIY Suncatchers

You'll need:

- Clear plastic plate - or other shape of clear plastic (upcycle! use a piece from packaging)
- Hole puncher (or knife/scissors)
- Glue (clear-drying)
- Tissue paper (varying colors, broken into smaller pieces - don't have to be uniform)
- Yarn, ribbon, or string



Here's what you'll do:

1. Place a hole punch at the top of your plastic plate.
2. Plan out what you want the suncatcher to look like. Do you want to make a specific design? Random? What colors do you need?
3. Once you have picked your design, start making it! Take pieces of tissue paper and dip into glue. Arrange on plastic plate. Keep in mind you'll want some empty spaces to allow the sun to shine through.
4. Once complete, let dry.
5. Take your string or yarn and tie through the hole at the top. This is how you will hang your suncatcher.

And now you've got your own suncatcher! Head to bit.ly/DIYSuncatchers to follow along with one of our camp counselors, Pancake, as she makes her own!



CRAFT CRAZE: DIY Camp (or other themed) Journal

Get excited for camp this summer and create your own journal you can use to keep track of camp memories. This could also be a journal for an upcoming trip, or anything else you want to record!

Here's what you'll do:

1. Gather all your paper (you can use as many pieces as you want) and make the long sides on the top and bottom. Grab the short edge on the left and fold in half. Arrange papers inside of each other to make a book.
2. Use hole puncher to put three holes on the left side. Scissors will work too but be extra careful.
3. Take your ribbon, string, or yarn and tie through the holes. Make sure you can still open your journal easily.
4. Now it's time to make it your own. Decorate the front and back cover, give certain pages themes, add frames to attach pictures, whatever you want and can think of.

You'll need:

- Construction paper or computer paper
- Yarn, string, ribbon
- Scissors or hole puncher
- Markers, stickers, other decorations



And now you've got your own journal! Head to bit.ly/CampJournalTutorial to follow along with one of our camp counselors, Pancake, as she makes her own journal.

RECIPE TIME:



Lemon-Ups® Tart

Ready in 3 hrs. Makes 11 servings

What You Need:

Crust Ingredients

½ cup shortening
1 ⅓ cups all purpose flour
½ teaspoon salt
3-4 tablespoons cold water

Lemon filling ingredients

1 cup granulated sugar
4 large eggs
⅔ cup unsalted butter, softened and cubed
¼ cup lemon zest (from approx. 8-9 lemons)
½ cup fresh lemon juice
(from approx. 4-5 of the lemons)

Icing layer and decoration

1 pkg Lemon-Ups® cookies
4 cups powdered sugar
3 egg whites
½ teaspoon cream of tartar

Equipment

9" round cake pan
Glass or metal mixing bowl
Saucepan
Whisk
Mixer

Directions:

1. Make the Crust:

Preheat oven to 475°. Generously grease and flour 9" round cake pan. In a mixing bowl cut shortening into flour and salt until it resembles small peas. Sprinkle in water 1 tablespoon at a time, stirring until the pastry comes clean off the sides of the bowl. On lightly floured surface, roll dough out to a 12" circle. Put into cake pan, pressing dough into bottom and up two thirds the side of pan. With a fork, prick the bottom and sides of the dough. Bake 8-10 minutes or until light brown; cool completely and remove from pan.

2. Icing Layer:

Add powdered sugar, egg whites and cream of tartar to a mixing bowl. Beat until thick and mixture holds a peak. This should take 7-10 minutes. Spread half of this icing evenly in bottom of cooled prepared crust. Cover remaining icing with plastic wrap to keep soft for later.

3. Prepare Lemon Filling:

Prepare a simple double boiler: simmer a few inches of water in a saucepan or pot. Whisk together in a glass or metal mixing bowl sugar, eggs, butter, lemon zest and lemon juice. Gently place bowl over the simmering water whisking constantly until thickened, about 10 minutes. Strain out lemon zest. Cover and refrigerate for 30 minutes.

4. Layer and Decorate:

Pour cooled lemon filling evenly over icing layer on prepared crust. Use remaining icing to attach Lemon-Ups® cookies to outside of tart and decorate. Reserve one cookie for the center. Refrigerate until set, about 2 hours.



RECIPE TIME:



Congratulations to Dawn Klinghoffer whose Chocolate Peanut Butter Tag-A-Dos Cheesecake won second place in the 2012 Girl Scouts of Western Washington cookie recipe contest.

Chocolate Peanut Butter Tag-A-Dos Cheesecakes

"I feel like I'm biting into a giant Girl Scout Tagalongs Cookie."

Ingredients:

Cheesecakes

- 20 Do-si-dos (1 box)
- 1/2 cup butter, melted, divided
- 1/2 cup of cocoa
- 3 (8 oz.) packages cream cheese
- 14 oz. sweetened condensed milk
- 3 eggs, lightly combined
- 2 teaspoons vanilla extract

Ganache

- 6 ounces cream cheese
- 1/3 cup confectioners' sugar
- 1/2 teaspoon salt
- 1 cup creamy peanut butter (not natural)
- 1/2 teaspoon vanilla extract
- 1/2 cup heavy cream
- 12 Tagalongs cookies, cut in half

Preparation

Cheesecakes.

Pre-heat the oven to 300 degrees F. Line standard muffin tins with cupcake liners. Place Do-si-dos in a food processor and blend until the mixture resembles fine crumbs. Mix with 1/4 cup of melted butter to make a crust. Press 1 scant tablespoon of crumbs into the bottom of each cup. Press down using the back of a wooden spoon. Bake for 6-8 minutes, or until lightly browned. Let cool.

Stir together the cocoa and rest of the melted butter (1/4 cup). Beat cream cheese until fluffy. Add the cocoa and butter mixture. Gradually mix in the sweetened condensed milk. Lightly mix the egg and vanilla, then add to the cream cheese mixture until combined well. Spoon into the cups (about 3/4 full). Bake 30 – 35 minutes, or until set. Cool.

Ganache

Beat cream cheese and confectioners' sugar with a mixer on medium speed. Add salt, then peanut butter, then vanilla. Add the cream and blend well. Chill the mixture in the refrigerator for about an hour. Once the cheesecakes are completely cooled, pipe the ganache onto the cheesecakes, leaving a nice border around the edge. Place a Tagalongs cookie (that has been cut in half) in the center. Keep the cheesecakes chilled until ready to serve.

Makes 24 standard cupcake sized cheesecakes


Congratulations to Dawn Klinghoffer whose Chocolate Peanut Butter Tag-A-Dos Cheesecake won second place in the 2012 Girl Scouts of Western Washington cookie recipe contest.

ACTIVITY TIME: Camp Catalog Scavenger Hunt

Now that you have your camp catalog and have had the chance to look through it and get excited for summer, we've got a fun activity for you! Get out those 2021 camp catalogs and tackle the camp catalog scavenger hunt.



1. How many pictures are there from the front cover to the back cover?
2. How much does a five-night session at Camp Evelyn cost?
3. What grade do you need to be in to attend Counselor-In-Training I (CIT I)?
4. What page is the first quote / testimonial on?
5. What is the name of the session you can bring your dad to?
6. At what session do you get to go to the Wisconsin Maritime Museum, take a segway tour, and tackle rock climbing?
7. What are the names of the sessions focused on water?
8. What are the dates for Counselor-In-Training II (CIT II)?
9. At what session will you get to try a ropes course?
10. What cool field trip do you get to take at Color Your World?
11. How many day sessions are there?
12. Who can come to Girl Scout Camp?
13. What are the three ways you'll experience camp activities and fun?
14. What are the two camp care packages?
15. How many items are on the suitcase / duffel packing list?
16. What craft is featured in the camp catalog?
17. What is the Director of Camp and Program's name and camp name?
18. What are the themes for day camp sessions the week of July 4th?
19. What is the name of our most magical wizarding camp session?
20. Where do you go to register for camp?



Answer Key: 1) 68. 2) \$512. 3) 9th grade or higher. 4) Page 6. 5) Moms, Pops, and Pals. 6) Rock and Water Adventures. 7) Water Explorers, Just Add Water, Rock and Water Adventures, Splish Splash. 8) June 20-July 2. 9) Your Wildest Adventure. 10) John Michael Kohler Arts Center. 11) 12. 12) All girls entering grades 1-12. 13) All Camp Action, Unit Unity, Individual Adventures. 14) Evelyn Memories, Birthday Blast. 15) 13. 16) DIV Camp Journal. 17) Hope, Daisy. 18) Christmas in July, All About Art, Summer Science Lab, Friends in Fairyland. 19) Camp Harriet Potter. 20) Online at bit.ly/GreatGirlScoutCamp.

HELLO, NEIGH-BOR!



**Get a Kick out
of these fun facts
about horses.**

Did you know?

Horses like to listen to music! Science has shown music can help put horses in a positive mood. They like classical music and country music. What kind of music do you like to listen to?

We're Power-nappers!

Not only can horses sleep standing up, they often sleep with their eyes open!

Hay Girl, Hay!

Horses are herbivores, or plant eaters. The average horse eats 15 to 20 pounds of hay per day, and drinks at least 25 gallons of water a day.

Keep your eyes on the Prize!

Horses have bigger eyes than any other land mammal. In fact, they can see nearly 360 degrees at one time.

Talk about Horsepower!

On average, horses can gallop up to 30 to 40 miles per hour.

Fillies are fearless, Just like you!

A young female horse is called a filly.

Did you know?

It takes human babies between 9 and 12 months to learn how to walk. But, a foal (baby horse) can run an hour after being born!